

# 8-Channel Digital Input Module PROFIsafe V2 iPar

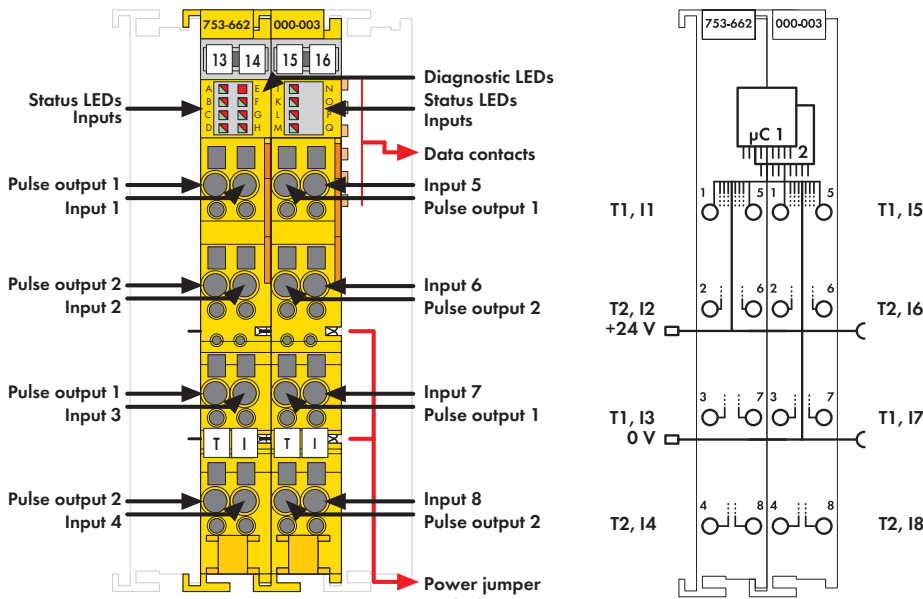





Fig. 753 Series/Delivered without miniature WSB markers

Both 750-662/000-003 and 753-662/000-003 PROFIsafe Input Modules connect potential-free, emergency-off switches with contacts, protection door switches, mode selectors, safety sensors and semiconductor outputs. The module provides 8 clock sensitive inputs (I1-I8) fed via 2 differently clocked outputs (T1-T2); clock outputs are short-circuit protected. Inputs are continually monitored for cross circuits and voltage supply from separate sources. Additional safety relevant parameters (e.g., operating modes, switching off test pulses, discrepancy or filter times) can be configured via WAGO-I/O-CHECK. The configuration tool can be conveniently integrated into engineering systems supporting both CC2 and CC3 tool calling interfaces (TCI). When exchanging modules, parameters are automatically downloaded into the control unit via PROFIsafe-compatible iPar - server, depending on settings. The PROFIsafe address can be set using the DIP switch located on the side of the module, or via WAGO-I/O-CHECK.

The modules support both PROFIsafe V1 (PROFIBUS) and V2 (PROFIBUS, PROFINET) protocols. An optocoupler provides electrical isolation between the bus and the field side. Individual I/O modules can be arranged in any combination when configuring the fieldbus node.

**To protect the module against surge voltages (over-voltage protection acc. to IEC 61000-4-5), the 750-626 filter module or an external surge filter must be used to filter the 24V supply voltage. Reference the product manual for further information (available in German and English).**

Description	Item No.	Pack. Unit
8FDI 24V PROFIsafe V2 iPar (without connector)	753-662/000-003	1
8FDI 24V PROFIsafe V2 iPar	750-662/000-003	1
<b>Accessories</b>		
 753 Series connector	753-120	25
 Coding elements	753-150	100
<b>Miniature WSB Quick marking system</b>		
plain	248-501	5
with marking	see Full Line Catalog 2010/2011 Volume 3, Section 1	
<b>Standards and Approvals</b>		
750 and 753 Series		
Safety standards	IEC 61508; IEC 62061; EN 954-1; EN ISO 13849	
Conformity marking	CE	
	UL 508	

Technical Data	
<b>Inputs:</b>	
Sensor inputs	I1 ... I8; clock sensitive to T1 ... T2 Type 1 acc. to IEC61131
Input current (typ.)	2.2 mA
Input frequency (max.)	50 Hz
<b>General specifications:</b>	
Achievable safety classes	Cat. 4, SIL 3, PL e
Voltage supply	5 V system voltage via internal bus 24 V via power jumper contacts
Voltage via power jumper contacts	24 V DC (20.4 V ... 28.8 V)
Current consumption typ. (internal)	148 mA
Current consumption typ. (field side)	20 mA
Wire connection	CAGE CLAMP®
Cross sections	0.08 mm² ... 2.5 mm² / AWG 28 ... 14
Stripped lengths, 750/753 Series	8 ... 9 mm / 0.33 in 9 ... 10 mm / 0.37 in
Width	24 mm
Weight	90 g
EMC: CE - immunity to interference	acc. to EN 61000-6-2 (2005)
EMC: CE - emission of interference	acc. to EN 61000-6-4 (2007)