

4/4-Channel Digital Input and Output Module PROFIsafe V2 iPar

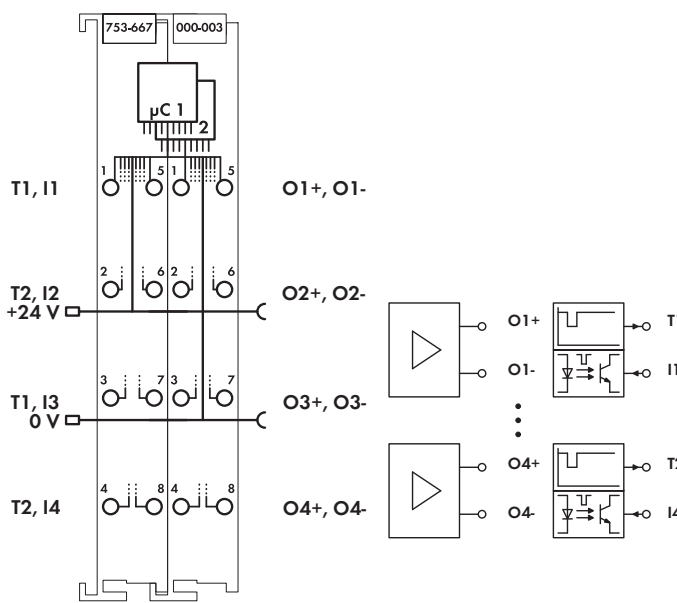
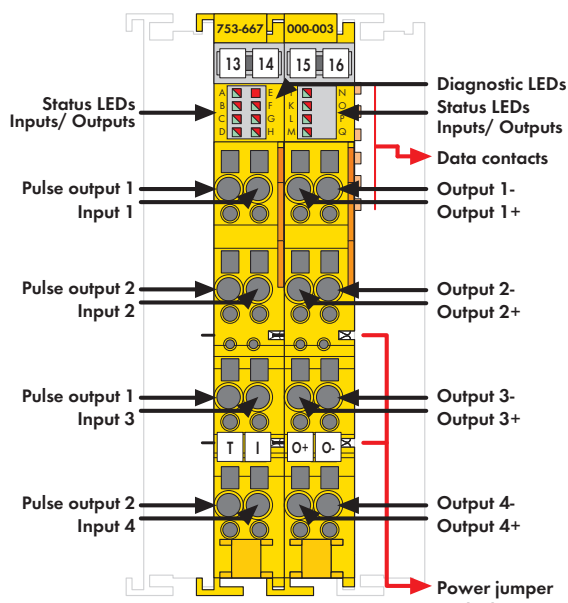




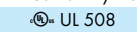


Fig. 753 Series/Delivered without miniature WSB markers

Both 750-667/000-003 and 753-667/000-003 Modules have 4 power outputs (O1-O4), as well as 4 clock-sensitive inputs (I1-I4). The sensors can be supplied directly with 24V or fed by 2 differently clocked outputs (T1-T2). The inputs connect potential-free, emergency-off switches with contacts, protection door switches, mode selectors, as well as both safety sensors and semiconductor outputs (e.g., light barriers, PLC outputs). The power outputs switch both DC13 resistive and inductive loads with up to a 2A-rated current without requiring any additional external circuit. The power outputs operate in both bipolar (high-side/low-side switching) and unipolar (common potential on one side of the load) modes. The modules monitor short-circuits, cross circuits and 24V voltage supply from separate sources. Both the monitoring and additional safety relevant parameters (e.g., operating modes, switching off test pulses, discrepancy or filter times) can be configured via WAGO-I/O-CHECK. The configuration tool can be conveniently integrated into engineering systems supporting both CC2 and CC3 tool calling interfaces (TCI).

When exchanging modules, parameters are automatically downloaded into the control unit via PROFIsafe-compatible iPar server – depending on settings. The PROFIsafe address can be set using the DIP switch on the side of the module, or via WAGO-I/O-CHECK. The module supports both the PROFIsafe V1 (PROFIBUS) and V2 (PROFIBUS, PROFINET) protocols. The individual input modules can be arranged in any combination when configuring the fieldbus node.

To protect the module against surge voltages (over-voltage protection acc. to IEC 61000-4-5), the 750-626 filter module or an external surge filter must be used to filter the 24V supply voltage. Reference the product manual for further information (available in German and English).

Description	Item No.	Pack. Unit
4FDI/4FDO 24V/2A PROFIsafe V2 iPar (without connector)	753-667/000-003	1
4FDI/4FDO 24V/2A PROFIsafe V2 iPar	750-667/000-003	1
Accessories		
 753 Series connector	753-120	25
 Coding elements	753-150	100
Miniature WSB Quick marking system		
 plain	248-501	5
 with marking	see Full Line Catalog 2010/2011 Volume 3, Section 1	
Standards and Approvals		
750 and 753 Series		
Safety standards	IEC 61508; IEC 62061; EN 954-1; EN ISO 13849	
Conformity marking	CE	
	UL 508	

Technical Data	
Inputs:	
Sensor inputs	I1 ... I4; clock sensitive to T1 ... T2 Type 1 acc. to IEC61131
Input current (typ.)	2.2 mA
Input frequency (max.)	50 Hz
Outputs	
Power outputs	O1 ... O4; power outputs for actuators
Output current (per channel)	O1 ... O4: 2 A
Total output current	8 A
Max. switching frequency	Resistive load = 50 Hz; Inductive load = 0.1 Hz
Capacitive load for each channel	O1 ... O4; 2.2 µF
Test pulse length	0 ms ... 500 ms
General specifications:	
Achievable safety classes	Cat. 4, SIL 3, PL e
Voltage supply	5 V system voltage via internal bus 24 V via power jumper contacts
Voltage via power jumper contacts	24 V DC (20.4 V ... 28.8 V)
Current consumption typ. (internal)	180 mA
Current consumption typ. (field side)	20 mA + charge
Wire connection	CAGE CLAMP®
Cross sections	0.08 mm² ... 2.5 mm² / AWG 28 ... 14
Stripped lengths, 750/753 Series	8 ... 9 mm / 0.33 in 9 ... 10 mm / 0.37 in
Width	24 mm
Weight	100 g
EMC: CE - immunity to interference	acc. to EN 61000-6-2 (2005)
EMC: CE - emission of interference	acc. to EN 61000-6-4 (2007)