	Solid state relay Input: 24 V DC Output: 24 V ... 240 V AC / 2 A	Solid state relay Input: 115 V AC/DC Output: 24 V ... 240 V AC / 2 A

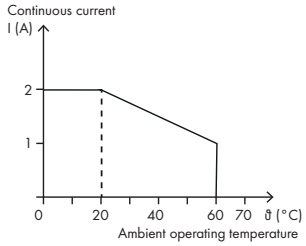

Derating

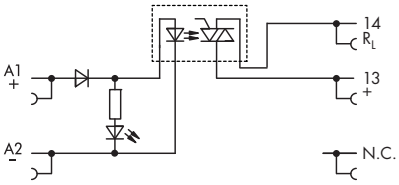

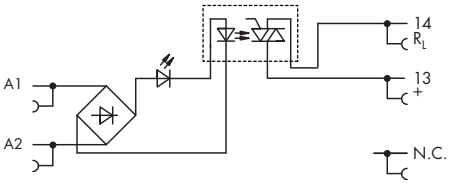

Description	V_N	I_N	Item No.	Pack. Unit	V_N	I_N	Item No.	Pack. Unit
Relay socket with solid state relay, for DIN 35 rail	24VDC	9.2 mA	**857-714**	1	115V AC/DC	3.9 mA	**857-717**	1

Technical Data		
	Accessories see pages 128 ... 130	Accessories see pages 128 ... 130
Control circuit:		
Input voltage range (low level)	0 V ... 10 V DC	0 V ... 25 V AC/DC
Input voltage range (high level)	20 V ... 28.8 V DC	90 V ... 138 V
Load circuit:		
Output voltage range	24 ... 240 V AC	24 ... 240 V AC
Max. continuous current	2 A AC	2 A AC
Max. voltage drop at output	< 1 VAC	< 1 VAC
Reverse voltage transistor/triac	600 V	600 V
General specifications:		
Dielectric strength, control/load circuit (AC, 1 min)	2.5 kV_{rms}	2.5 kV_{rms}
Ambient operating temperature	-20 °C ... +60 °C	-20 °C ... +60 °C
Storage temperature	-40 °C ... +70 °C	-40 °C ... +70 °C
Dimensions (mm) W x H x L	6 x 81 x 94	6 x 81 x 94
	Height from upper-edge of DIN 35 rail	Height from upper-edge of DIN 35 rail
Wire connection	CAGE CLAMP® S	CAGE CLAMP® S
Cross sections	0.34 mm² ... 2.5 mm² / AWG 22 ... 12	0.34 mm² ... 2.5 mm² / AWG 22 ... 12
Strip length	9 ... 10 mm / 0.37 in	9 ... 10 mm / 0.37 in
Standards/specifications	EN 61000-6-2; EN 61000-6-4	EN 61000-6-2; EN 61000-6-4
Approvals	CE; UL 508	CE; UL 508