	Dual channel optocoupler Input: 24 VDC Output: 9 – 60 VDC / 0.1 A	Dual channel optocoupler Input: 24 VDC Output: 3 – 31.2 VDC / 3 A

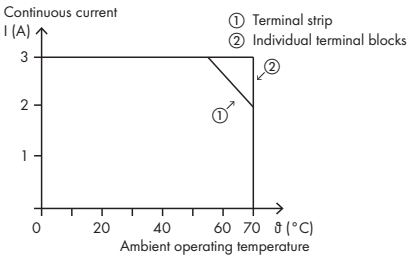

Derating for 857-1430



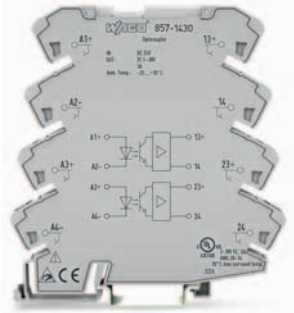

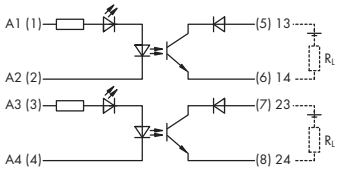

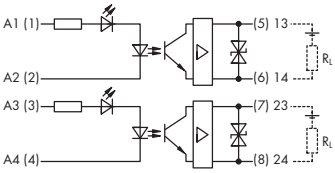

Description	V_N	I_N	Item No.	Pack. Unit	V_N	I_N	Item No.	Pack. Unit
Optocoupler module, for DIN 35 rail	24 VDC	5.6 mA	**857-1494**	1	24 VDC	7.75	**857-1430**	1

Technical Data		
	Accessories see pages 128 ... 130	Accessories see pages 128 ... 130
Control circuit:		
Input voltage range (low level)	0–5 VDC	0–5 VDC
Input voltage range (high level)	16.8 ... 31.2 VDC	16.8 ... 31.2 VDC
Load circuit:		
Output voltage range	9–60 VDC	3–31.2 VDC
Max. continuous current	0.1 ADC	3 ADC
Turn-on time	20 µs	25 µs
Turn-off time	120 µs	250 µs
Max. switching frequency	1.5 kHz	300Hz
Max. voltage drop at output	2 V	0.2 V
Reverse voltage transistor/triac	100 V	55 V
General specifications:		
Dielectric strength, control/load circuit (AC, 1 min)	2.5 kV_{rms}	2.5 kV_{rms}
Dielectric strength, channel/channel (AC, 1 min)	4 kV_{rms}	4 kV_{rms}
Ambient operating temperature	-20°C ... +70°C	-20°C ... +70°C
Storage temperature	-40 °C ... +85 °C	-40 °C ... +85 °C
Dimensions (mm) W x H x L	6 x 96 x 94	6 x 96 x 94
	Height from upper-edge of DIN 35 rail	Height from upper-edge of DIN 35 rail
Wire connection	CAGE CLAMP® S	CAGE CLAMP® S
Cross sections	0.08 mm² ... 2.5 mm² / AWG 28 ... 12	0.08 mm² ... 2.5 mm² / AWG 28 ... 14
Strip length	9 ... 10 mm / 0.35 ... 0.39 in	9 ... 10 mm / 0.35 ... 0.39 in
Standards/specifications	EN 60664-1; EN 60947-5;	EN 60664-1; EN 60947-5;
	EN 61000-6-2; EN 61000-6-4	EN 61000-6-2; EN 61000-6-4
Approvals	UL 508 (max. 50 °C/100 mA)	CE; g; UL 508 (max. 70 °C/2 A)