

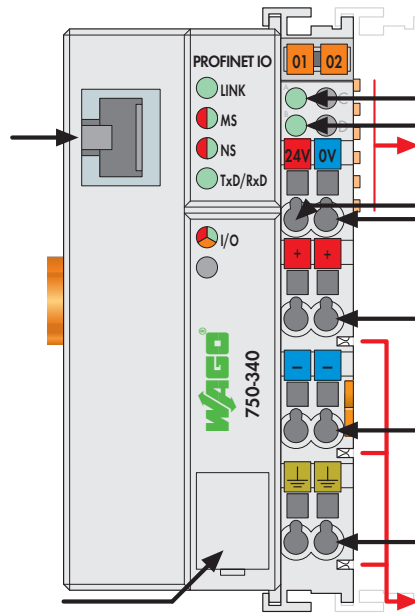
PROFINET IO Fieldbus Coupler

10/100 Mbit/s; digital and analog signals



Fieldbus connection RJ-45

Configuration interface



Status voltage supply
-System
-Power jumper contacts
Data contacts

Supply
24 V
0 V

Supply via power jumper contacts
24 V

0 V




⊥

Power jumper contacts

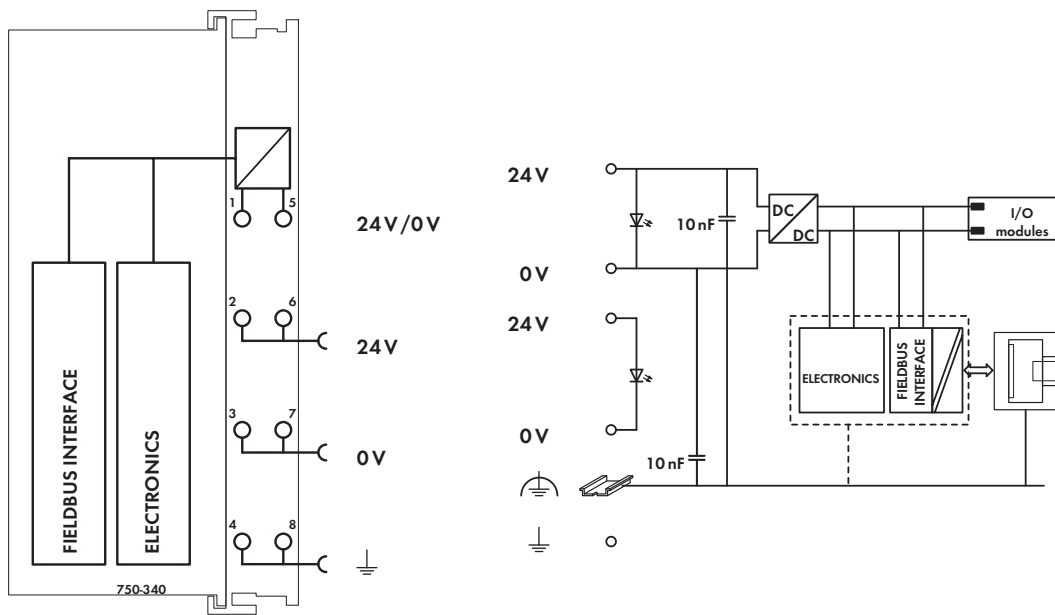
This fieldbus coupler connects the WAGO-I/O-SYSTEM as a slave to the PROFINET IO Industrial ETHERNET standard for automation. The fieldbus coupler supports all WAGO-I/O-SYSTEM modules.

The coupler automatically configures, creating a local process image which may include analog, digital, or specialty modules. Analog and specialty module data is sent via words and/or bytes; digital data is sent bit by bit.

The fieldbus coupler is integrated into the application as a PROFINET IO device.

Description	Item No.	Pack. Unit
PROFINET IO 100 MBit	750-340	1
Accessories		
Miniature WSB Quick marking system		
 plain	248-501	5
with marking	see Section 11	
Approvals		
Conformity marking	CE	
Korea Certification		
UL 508		
TÜV 07 ATEX 554086 X	I M2 Ex d I Mb, II 3 G Ex nA IIC T4 Gc, II 3 D Ex tc IIIC T135°C Dc	
IECEX TUN 09.0001 X	Ex d I Mb, Ex nA IIC T4 Gc, Ex tc IIIC T135°C Dc	

System Data	
No. of couplers connected to Master	limited by PROFINET specification
Transmission medium	Twisted Pair S-UTP 100 Ω cat. 5
Max. length of fieldbus segment	100 m between hub station and 750-340; max. length of network limited by PROFINET specification
Baud rate	10/100 Mbit/s
Buscoupler connection	RJ-45
Protocols	PROFINET RT V2.0 (RT Class 1); Conformance Class A (DCP, UDP); HTTP



Technical Data

Number of I/O modules	64
with bus extension	128
Max. input process image	320 bytes
Max. output process image	320 bytes
Configuration	via PC
Power supply	24 V DC (-15 % ... +20 %)
Max. input current (24 V)	500 mA
Power supply efficiency	87 %
Internal current consumption (5 V)	300 mA
Total current for I/O modules (5 V)	1700 mA
Isolation	500 V system/supply
Voltage via power jumper contacts	24 V DC (-15 % ... +20 %)
Current via power jumper contacts (max.)	10 A DC

General Specifications

Operating temperature	0 °C ... +55 °C
Wire connection	CAGE CLAMP [®]
Cross sections	0.08 mm ² ... 2.5 mm ² / AWG 28 ... 14
Strip lengths	8 ... 9 mm / 0.33 in
Dimensions (mm) W x H x L	51 x 65 x 100
	Height from upper-edge of DIN 35 rail
Weight	179.5 g
Storage temperature	-25 °C ... +85 °C
Relative air humidity (no condensation)	95 %
Vibration resistance	acc. to IEC 60068-2-6
Shock resistance	acc. to IEC 60068-2-27
Degree of protection	IP20
EMC immunity of interference	acc. to EN 61000-6-2
EMC emission of interference	acc. to EN 61000-6-4