

CANopen ECO Fieldbus Coupler MCS

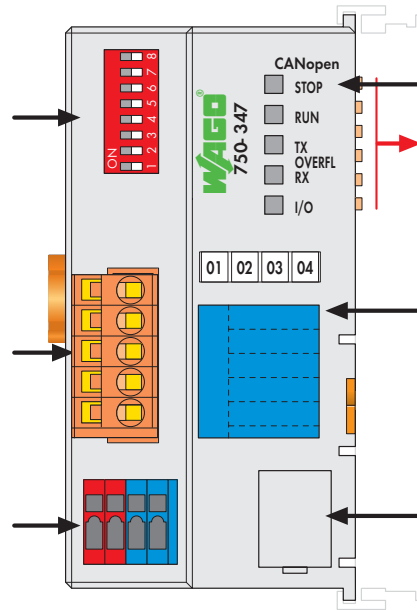
10 Kbaud ... 1 Mbaud; digital and analog signals



DIP switch for node ID and baud rate

Fieldbus connection 231 Series (MCS)

Supply 24 V 0 V



Status indication -Fieldbus -Fieldbus note

Data contacts

Marking area

Configuration interface






The ECO fieldbus coupler is designed for applications with a reduced scale I/O requirement. Using digital only process data or small amounts of analogs, while retaining all of the choice that's offered by the Series 750 I/O. The coupler has an integrated supply terminal for the system voltage. The field power jumper contacts are supplied via a separate supply module. The CANopen bus coupler is capable of supporting all I/O modules and automatically configures, creating a local process image. The local process image is divided into two data zones containing the data received and the data to be sent. The process data can be sent via the CANopen fieldbus to the PLC, PC or NC for further processing, and received from the field via CANopen.

The data of the analog modules is stored in the PDOs according to the order in which the modules are connected to the buscoupler. The bits of the digital modules are sent byte by byte and also mapped in the PDOs. If the amount of digital information exceeds 8 bits, the buscoupler automatically starts with a new byte.

All entries of the object dictionary can be mapped - as the user likes - in the 5 Rx PDOs and 5 Tx PDOs.

The complete input and output process image can be transmitted using SDOs. "Spacer modules" can be set via software.

Notice: EDS files required

Description	Item No.	Pack. Unit
CANopen ECO MCS	750-347	1
Accessories		
EDS files Download: www.wago.com		
Miniature WSB Quick marking system		
	plain 248-501	5
	with marking see Section 11	
Approvals		
Conformity marking	CE	
Korea Certification		
Marine applications	ABS, BV, DNV, GL, KR, LR, NKK, PRS, RINA	
 UL 508		
 ANSI/ISA 12.12.01	Class I, Div. 2, Grp. ABCD, T4	
TÜV 12.1297 X (Brazil)	Ex nA IIC T4 Gc	
 TÜV 07 ATEX 554086 X	I M2 Ex d I Mb, II 3 G Ex nA IIC T4 Gc, II 3 D Ex tc IIIC T135°C Dc	
IECEx TUN 09.0001 X	Ex d I Mb, Ex nA IIC T4 Gc, Ex tc IIIC T135°C Dc	

System Data	
No. of couplers connected to Master	110
Transmission medium	Shielded Cu cable 3 x 0.25 mm ²
Max. length of bus line	30 m ... 1000 m (depends on baud rate/cable)
Baud rate	10 Kbaud ... 1 Mbaud
Buscoupler connection	5-pole male connector, 231 Series (MCS), female connector 231-305/ 010-000 (included)

